

Better Outcomes by Leading with Evidence

CSG South

July 20, 2025








Select the bulb that's right for you

Elige la bombilla adecuada para usted

LED	CFL	LED
		
14" 100W	9" 60W	14" 100W
5X	76%	12X 83%

SYLVANIA
INDOOR FLOOD Light Bulb
12x12
12" x 12" Flood Light Bulb

SYLVANIA
DOUBLE END
VALU
65W

	1	11	21	31	41	51	61	71	81	91
	2	12	22	32	42	52	62	72	82	92
	3	13	23	33	43	53	63	73	83	93
	4	14	24	34	44	54	64	74	84	94
	5	15	25	35	45	55	65	75	85	95
	6	16	26	36	46	56	66	76	86	96
	7	17	27	37	47	57	67	77	87	97
	8	18	28	38	48	58	68	78	88	98
	9	19	29	39	49	59	69	79	89	99
	10	20	30	40	50	60	70	80	90	100



1	11	21	31	41	51	61	71	81	91
2	12	22	32	42	52	62	72	82	92
3	13	23	33	43	53	63	73	83	93
4	14	24	34	44	54	64	74	84	94
5	15	25	35	45	55	65	75	85	95
6	16	26	36	46	56	66	76	86	96
7	17	27	37	47	57	67	77	87	97
8	18	28	38	48	58	68	78	88	98
9	19	29	39	49	59	69	79	89	99
10	20	30	40	50	60	70	80	90	100



1	11	21	31	41	51	61	71	81	91
2	12	22	32	42	52	62	72	82	92
3	13	23	33	43	53	63	73	83	93
4	14	24	34	44	54	64	74	84	94
5	15	25	35	45	55	65	75	85	95
6	16	26	36	46	56	66	76	86	96
7	17	27	37	47	57	67	77	87	97
8	18	28	38	48	58	68	78	88	98
9	19	29	39	49	59	69	79	89	99
10	20	30	40	50	60	70	80	90	100

More than \$1 Trillion

2%



RESULTS
FOR AMERICA

Kyle Raymond, Senate Fiscal Analyst | 651-295-2401 | kyle.raymond@mnstate.gov
 Robert Ryan, Director, Office of the Auditor | 651-296-8346 | robert.ryan@mnstate.gov

Page 36 of 53

8/11/2024 10:16 AM

Results for America's mission is to **make investing in what works the “new normal”** so that government decision makers will regularly and effectively use evidence and data to increase the impact of the \$1 trillion+ that governments spend each year to accelerate economic opportunity.

How do you move from making decisions with this level of information...

1	11	21	31	41	51	61	71	81	91
2	12	22	32	42	52	62	72	82	92
3	13	23	33	43	53	63	73	83	93
4	14	24	34	44	54	64	74	84	94
5	15	25	35	45	55	65	75	85	95
6	16	26	36	46	56	66	76	86	96
7	17	27	37	47	57	67	77	87	97
8	18	28	38	48	58	68	78	88	98
9	19	29	39	49	59	69	79	89	99
10	20	30	40	50	60	70	80	90	100

To making decisions with evidence....

1	11	21	31	41	51	61	71	81	91
2	12	22	32	42	52	62	72	82	92
3	13	23	33	43	53	63	73	83	93
4	14	24	34	44	54	64	74	84	94
5	15	25	35	45	55	65	75	85	95
6	16	26	36	46	56	66	76	86	96
7	17	27	37	47	57	67	77	87	97
8	18	28	38	48	58	68	78	88	98
9	19	29	39	49	59	69	79	89	99
10	20	30	40	50	60	70	80	90	100



That will lead to improved outcomes...?

2015-2016 Budget Request Summary									
Agency	Program	Category	Request	Current	Change	Comments	Priority	Status	Notes
...

Washington State Institute for Public Policy

Search Results

Full List of Programs

The Economic Mobility Catalog

...



To affect outcomes, you need to affect the dollars.



**Grants and
Contracts**



Budgets



**Direct
Services**

Opportunities to Improve Outcomes in...



**Grants and
Contracts**

Opportunities in grants and contracts

Well -intentioned

“Each grant recipient must....Ensure implementation of early literacy evidence -based structured literacy practices with fidelity.”

Well -intentioned with “teeth”

Evidence Tier Definitions and Requirements

High Evidence Program Tier

High evidence programs are ones that are supported by rigorous evaluations of the program or of an essentially similar program design and outcomes. The program or essentially similar program must have:

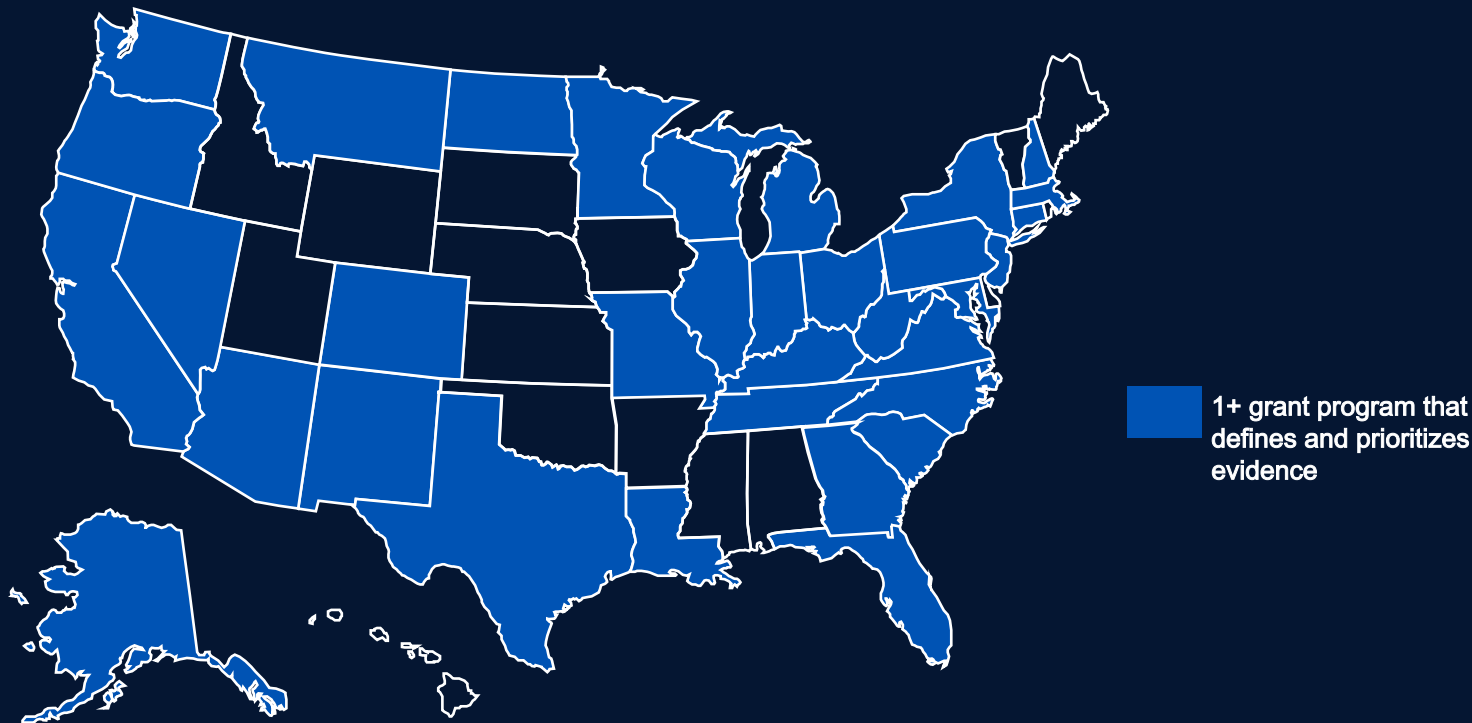
- conducted two or more well designed and well implemented Randomized Controlled Trial or Interrupted Time Series studies that include both a comparison group and a statistically valid technique to assess causation that eliminates or minimizes confounding factors. The studies must have had minimal attrition. These studies must show that the program has **both a positive and meaningful outcome**, and that there is a **high degree** of confidence that the outcome is primarily caused by the program.

Evidence Tier Bonus Scoring—Information for Applicants

Bonus points are earned based on the level of the evidence continuum shown in the application. Points are earned as follows:

- High Evidence Tier: The studies provided have been reviewed and the proposed program is comparable to the studies. CLEAR or Other Entity ratings confirm the studies achieved a high rating and demonstrated positive meaningful outcomes.
Points given: 10
- Moderate Evidence Tier: The study provided has been reviewed and the proposed program is comparable to the study. CLEAR or Other Entity rating confirms the study achieved a moderate rating and demonstrated positive meaningful outcomes.
Points given: 6

36 states have grant programs that define and prioritize evidence of effectiveness in RFPs/NOFOs



As of April 2025

Action Steps

- 1) *Establish a definition of evidence of effectiveness*
- 1) *Apply the definition of evidence in order to prioritize the use of evidence*
- 1) *Update grant policies and templates to make evidence a default priority*

Options

Option 1: Require the use of evidence

Option 2: Reward the use of evidence

Example of Option #1 : Require the use of evidence

The **Texas** *Adult Mental Health Recovery Based Outreach Services in Peer Focused Environments Utilizing the Clubhouse Model* Request for Applications requires grantees to implement the evidence-based Clubhouse model.

1.1 EXECUTIVE SUMMARY

This procurement is intended to solicit applications to be considered for funding through the **Recovery-Focused Clubhouse Program** (“Program”). The purpose of the program is to fund the Clubhouse International model, which has been proven to enhance recovery-based outreach, services, and programming to support people living with mental health challenges. HHSC will award grants to local Texas organizations, to be matched at 25%, to implement the Clubhouse model with fidelity.

The Clubhouse model is a Substance Abuse Mental Health Services Administration (SAMHSA) **evidence**-based practice that provides a recovery-focused environment for people whose lives have been disrupted because of their mental health challenges (members). Members benefit from having the support of others who are in recovery and who believe that mental illness is treatable. While participating in a Clubhouse, members gain access to opportunities to rejoin the worlds of friendships, family, employment and education, and to the services and support they may individually need to continue their recovery.

Example of Option #2: Reward the use of evidence

Maryland 's 2024 *ENOUGH grant program* notice of funding opportunity (NOFO) awards up to 5 bonus points for proposing programs with evidence of effectiveness.

2.5 Evidence-Based Programs and Models

The ENOUGH Grant Program invites applicants to apply a comprehensive approach to addressing childhood and inter-generational poverty across multiple sectors and systems, as well as focused interventions that reach the majority of young people in a community and, specifically, impact children living in poverty. Research-informed frameworks like [Collective Impact](#), [Targeted Universalism](#), the federal government's [Places & People Thriving Approach](#), and the Urban Institute's [Upward Mobility Framework](#) can provide best practices, strategies, and tactics for designing an integrated approach aligned with the ENOUGH Theory of Action.

For **Track 3: Implementation**, **priority points will be awarded** to applications that demonstrate which interventions in the proposed Neighborhood Action Plan are informed by research and are thus, evidence-based. "Evidence-based" means that there is evidence from an experimental or quasi-experimental study that a project component has been effective in improving a relevant outcome with similar populations or in similar settings. Track 3: Implementation applicants must submit the [Evidence-Based Programs Table](#) with their application to receive bonus points.

Sources of evidence include (among others): programs rated as "evidence-based" in government clearinghouses, rigorous evaluation and research findings, academic literature, professional or academic convening reports, government publications, and empirically robust research briefs. See [Appendix G](#) for clearinghouse resources focused on identifying and evaluating evidence-based programs.

Opportunities to Improve Outcomes in...



Budgets

Opportunities in budgets

Well -intentioned

“In order to ensure alignment of executive branch agency operations with the state’s priorities, the office of management and budget may produce, with all necessary cooperation from executive branch agencies, analyses and recommendations to improve program performance, conduct evidence -based budgeting, and respond to sudden shifts in policy environments.”

Well -intentioned with “teeth”

“For the purposes of evidence -based budgeting, rigorous evaluations are those that use high - quality experimental or quasi -experimental designs.”

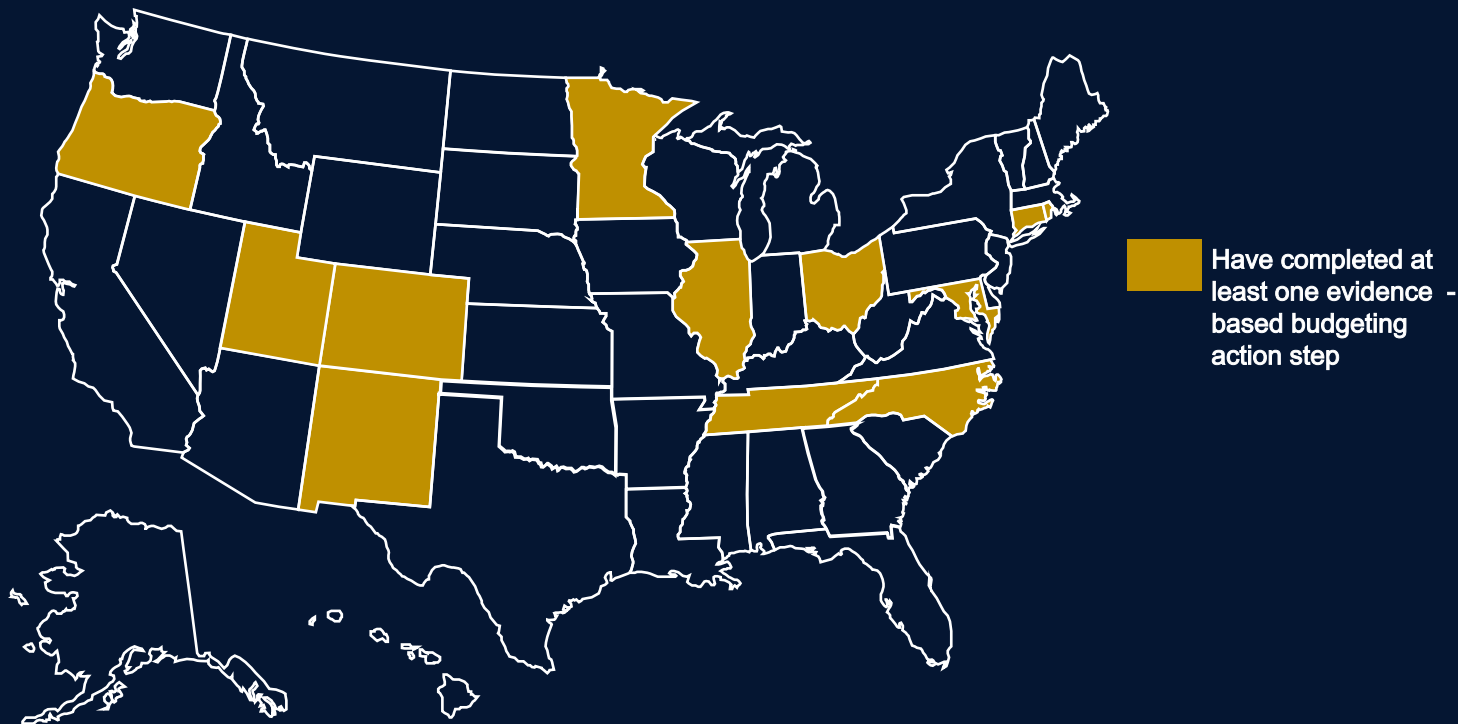
10. Evidence: Does this **program**, or one very similar to it, currently have an evidence base cited in a national clearinghouse or clearinghouse database like [Results First's](#)? If so, list the information below. If not, leave this section blank. Refer to detailed guidance for more information.

Clearinghouse	Entry Name & Link	Evidence Rating
Name the clearinghouse or database that reviewed the program or intervention.	Enter the name of the program from a clearinghouse you feel is a good match to your program, and the URL for the page.	How is this piece of evidence rated in the clearinghouse?
		Click or tap here to enter text.

Important Notes
Does your program model or population differ in some way from the cited evidence? Provide any important notes here.

--

12 states have a budgeting process that incorporates evidence



As of April, 2025

Strategy

*Clearly Define
Evidence*

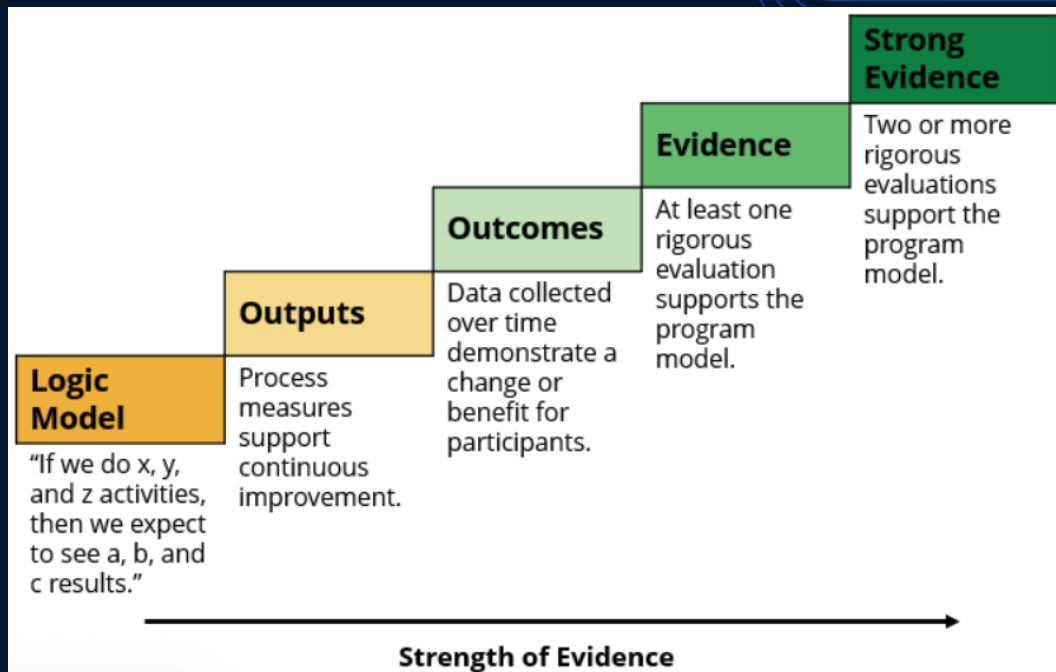
*Prioritize Evidence
in State Budgeting*

Action Steps

- 1) *Establish a statewide definition of evidence of effectiveness*
- 2) *Implement budget instructions and templates that collect evidence information*
- 3) *Set statewide evidence -based budgeting targets*
- 4) *Provide evidence indicators in public budget documents*
- 5) *Summarize items signed into law that support evidence -based interventions*

Step #1: Define Evidence

Tennessee’s ‘Evidence Framework’ provides standardized language to classify programs based on specific qualifying criteria about the level of evidence supporting the program.



Step #2: Budget Instructions & Templates

The **Ohio** Office of Budget and Management uses a 'Results Focused Budgeting' template to collect information on evidence of effectiveness for new and expanding programs.

To document and justify requested program expansions, new initiatives, or significant increases, each agency will complete the Results-Focused Budgeting template for any appropriation line item (ALI) with a requested budget increase of five percent or more, or for new program ALI requests for new initiatives.

The Results-Focused Budgeting template requires agencies to provide output and outcome measures, data for those measures, and if applicable, a summary of the **evidence that demonstrates the impact of the program model**. Your agency has a wealth of available data, including 293 datasets from 92 programs currently available on the [DataOhio portal](#) and Ohio's data infrastructure has been recognized as a leading example by [Results for America](#). Additionally, data on many outcome measures can be found through the Federal Statistical Agencies listed below. To determine if a program or initiative is evidence-based, agencies can either provide information from an agency sponsored evaluation or can search one of the many evidence clearinghouses listed below.

Step #3: Expenditure Targets

By statute, the **Oregon** Department of Corrections, Youth Authority, and Youth Development Division must all spend at least 75% of that funding on evidence - based programs.

- (1) An agency shall spend at least 75 percent of state moneys that the agency receives for programs on evidence-based programs.
- (2) The agency shall submit a biennial report containing:
 - (a) An assessment of each program on which the agency expends funds, including but not limited to whether the program is an evidence-based program;

Step #4: Evidence Indicators

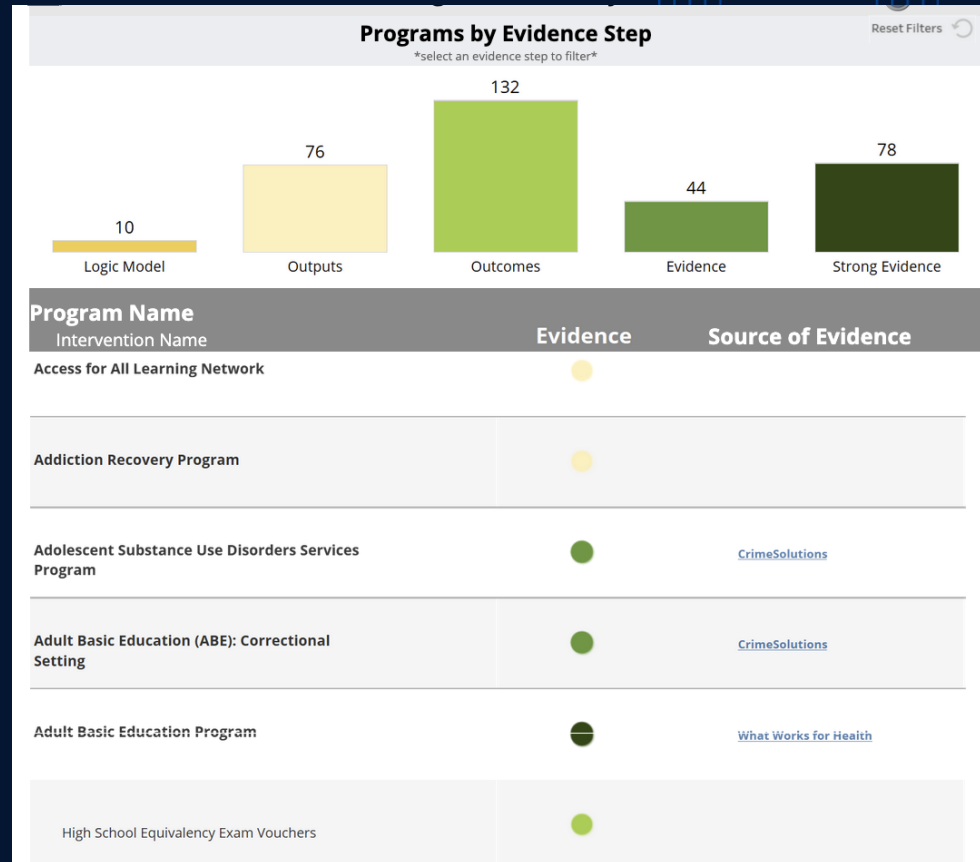
In **Colorado**, the Governor's budget requests to the legislature, includes evidence summaries.

Attachment 7 Evidence-Based Policy

It is the intent of the Governor that state budget and policy decisions be made using data, research, and evidence, and to invest in activities that allow the state to continually monitor, evaluate, and support its priorities. Evidence on the impacts of state programs and activities should be an integral part of the budget development process and ongoing performance management. OSPB has required evidence-related information in budget proposals since FY 2017-18.

Step #5: Summarize items that support evidence use

The **Tennessee** Department of Finance provides summarizes the evidence for enacted programs across 20+ departments, using the state's definition of evidence.



State Evidence-Based Budgeting Guide

5 Steps for Investing in What Works



November 2024



State Evidence-Based Grantmaking Guide

April 2025



We Help States Put Data & Evidence to Work

More than ever, it's imperative that public dollars are spent efficiently. At Results for America, our **no-cost**, bipartisan ***Shifting Dollars Technical Assistance***SM helps teach leaders at all levels of government how to **Invest in What Works** and deliver impactful, positive outcomes for their residents.

Email: states@results4america.org to get started.

Questions? Ready for more?

Patrick Carter

Vice President & State Practice Lead

Patrick@results4america.org

—
Thank you!

RESULTS

FOR AMERICA



Education Grant Proposal

....“We plan to implement a tutoring program for 3rd graders”....


Education Grant Proposal

....“We plan to implement an **evidence-based high-impact** tutoring program for 3rd graders. This model includes all core elements identified by EdReserach for Action as being critical to seeing academic achievement:

- **three or more sessions per week**
- **fewer than four students at a time**
- **delivered in person during the school day**
- **with properly trained and supported instructors”...**



Are We Measuring or Just Telling



© marketoonist.com

Evidence and the Prevailing Narrative



Findings

- Teacher shortages are more nuanced than a simple lack of teachers
- Early career turnover is high
- Alabama's colleges of education are producing fewer traditionally-certified teachers
- Special education teachers are not working in the field

Successes

- Starting pay for first time teachers increased
- First state-defined teacher shortage metric
- Passed the RAISE Act and special education stipends

Lessons Learned

- Prevailing narrative is hard to overcome
- Data is fragmented across agencies
- Outcomes can be measured

Evidence and Fidelity



Findings

- Scaling programs can be difficult

Successes

- More accountability is required before additional funding is provided

Lessons Learned

- Fidelity matters

Evidence and Continuous Improvement



Findings

- Fragmented systems deliver education differently

Successes

- Program administrators took action that improved delivery

Lessons Learned

- Continuous improvement doesn't require continuous legislation

Final Takeaways



Define success early

Measure outcomes, not just outputs

Use data to promote continuous improvement

Maintain fidelity to increase likelihood of success

Collaborate across branches

Questions and Contact Info



Marcus Morgan – ACES Director

Mmorgan@aces.alabama.gov

Website: Evidence.alabama.gov

Office: 334-679-1691

Cell: 334-782-1548